
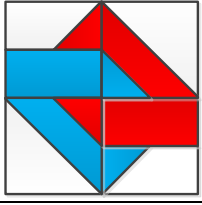
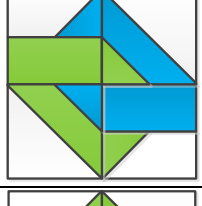
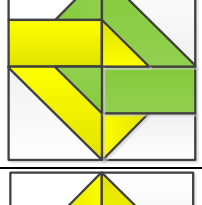

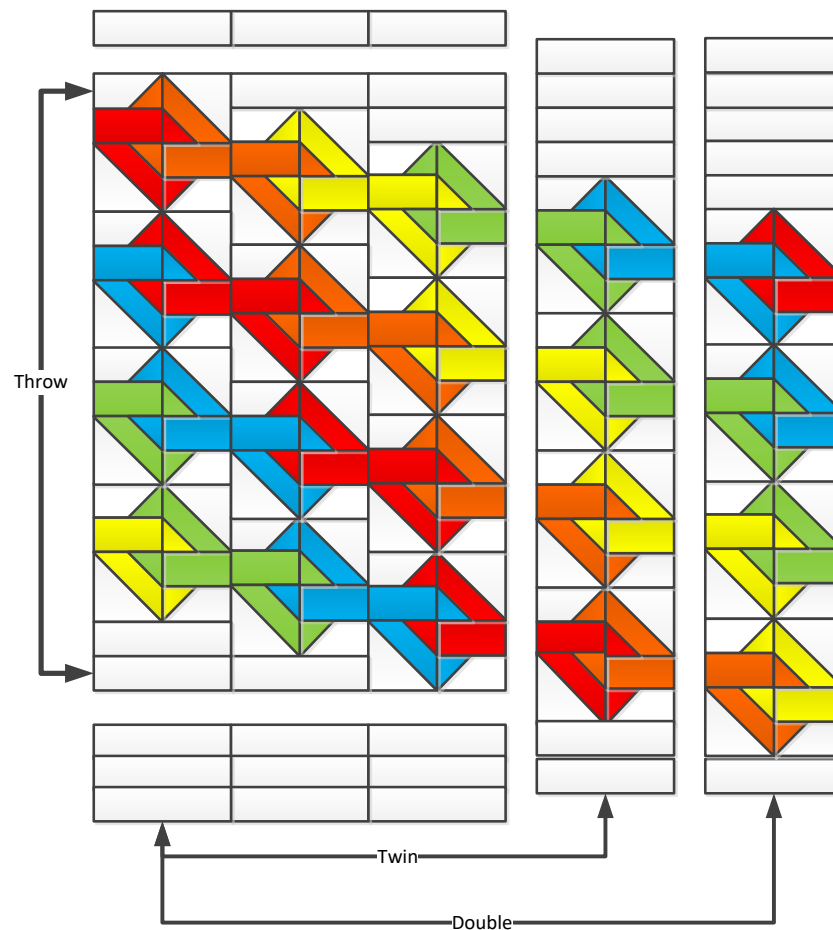


13. Assemble the individual units to form 16 ½" unfinished blocks as follows:

BLOCK	THROW QUANTITY	TWIN QUANTITY	DOUBLE QUANTITY
	3	4	4
	3	3	4
	2	3	4
	2	3	4
	2	3	4

## FINISH QUILT



1. Arrange the 16 ½" blocks and remaining 4 1/2" x 16 ½" background strips in columns as shown in the color diagram for the size you are making. Be sure to line up the infinity motif. Press seams open.
2. Make a quilt sandwich with quilt top, batting and backing. Baste and Quilt as desired.
3. When quilting is completed, trim excess backing and batting.
4. Piece the binding strips together and attach the binding to finish the quilt.