



## Add on EQ8 Block Library Files for Accuquilt

### Tips for Downloading from Accuquilt (Purchased at Accuquilt)

There are 3 ways to download the EQ8 Block libraries for Accuquilt.

Thanks so much for shopping with us! Your quilting must-haves will be on their way soon.

Your order number is #XXXXX

Keep an eye on your inbox for a confirmation email with all the details.

[CONTINUE SHOPPING](#)

---

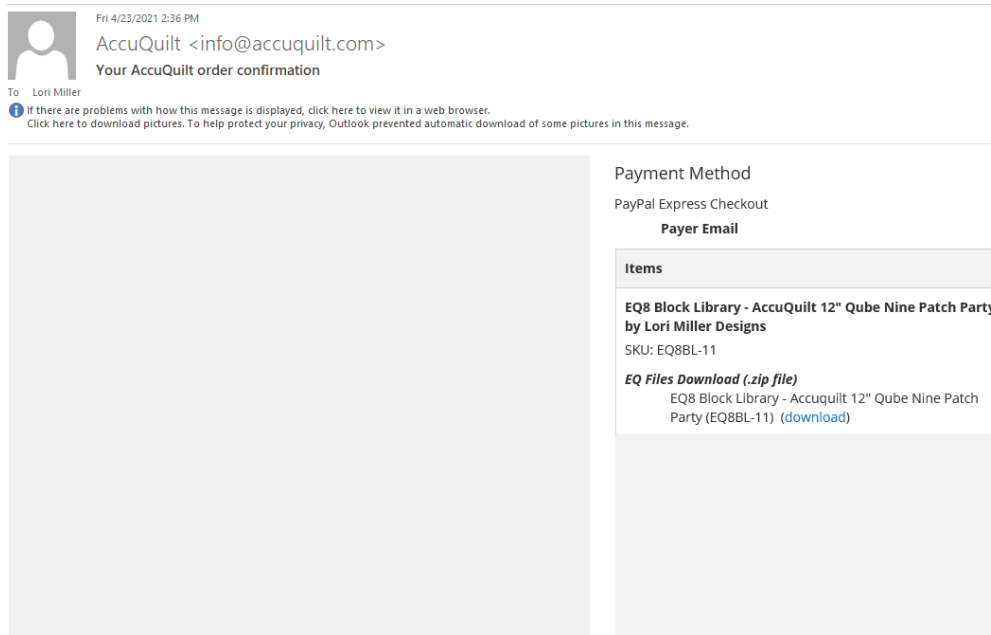
[DIGITAL DELIVERY](#)

- [EQ8 Block Library - Accuquilt 12" Qube Nine Patch Party \(EQ8BL-11\) - download](#)

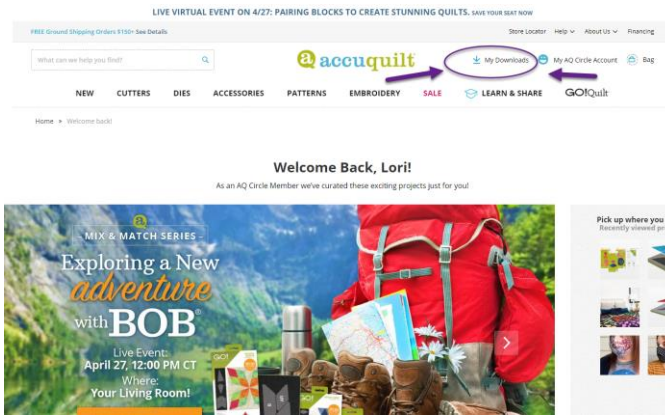
[MY DOWNLOADS](#)

1 – When you go online to the Accuquilt site to purchase your block library files, after you complete the purchase, you will have a confirmation message with your order number on your screen. Below the words Digital Delivery, you will see your purchase in green. If you click on the green hyperlink, you can download the zipped block library file to your computer.

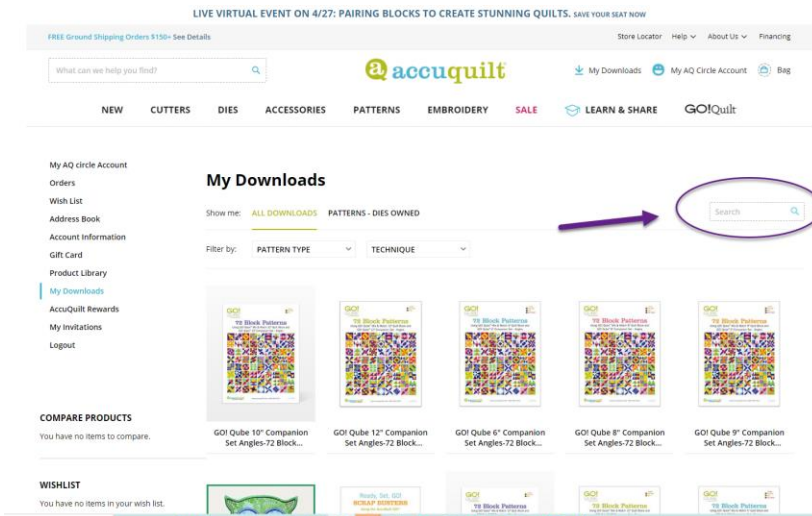
**Please note:** All of the files included with each block library purchase will be inside one zipped file that you download.



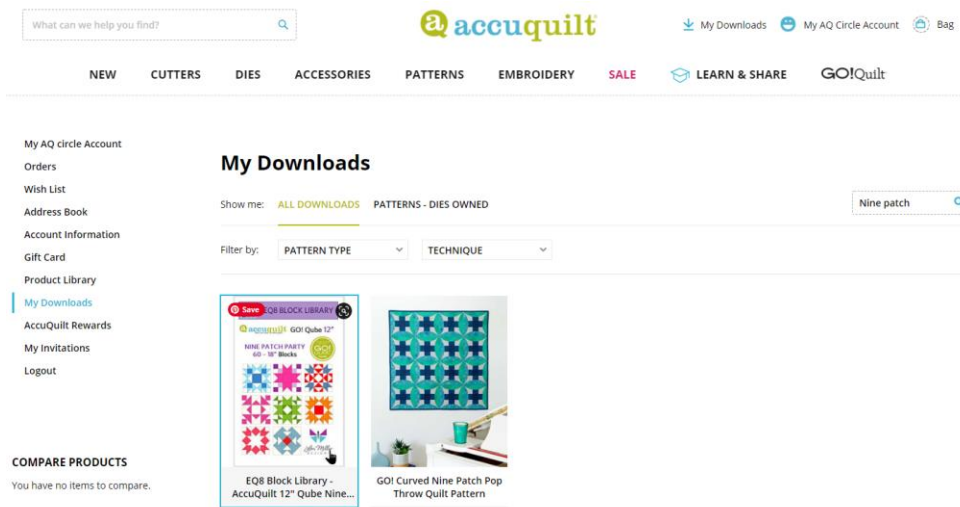
2-Find your confirmation Email. The email comes from [info@accuquilt.com](mailto:info@accuquilt.com). It will list your purchases and for each EQ8 add on block library, it will list the name of the file followed by a blue download hyperlink in parenthesis. If you click on that link, you can download the zipped block library file to your computer.



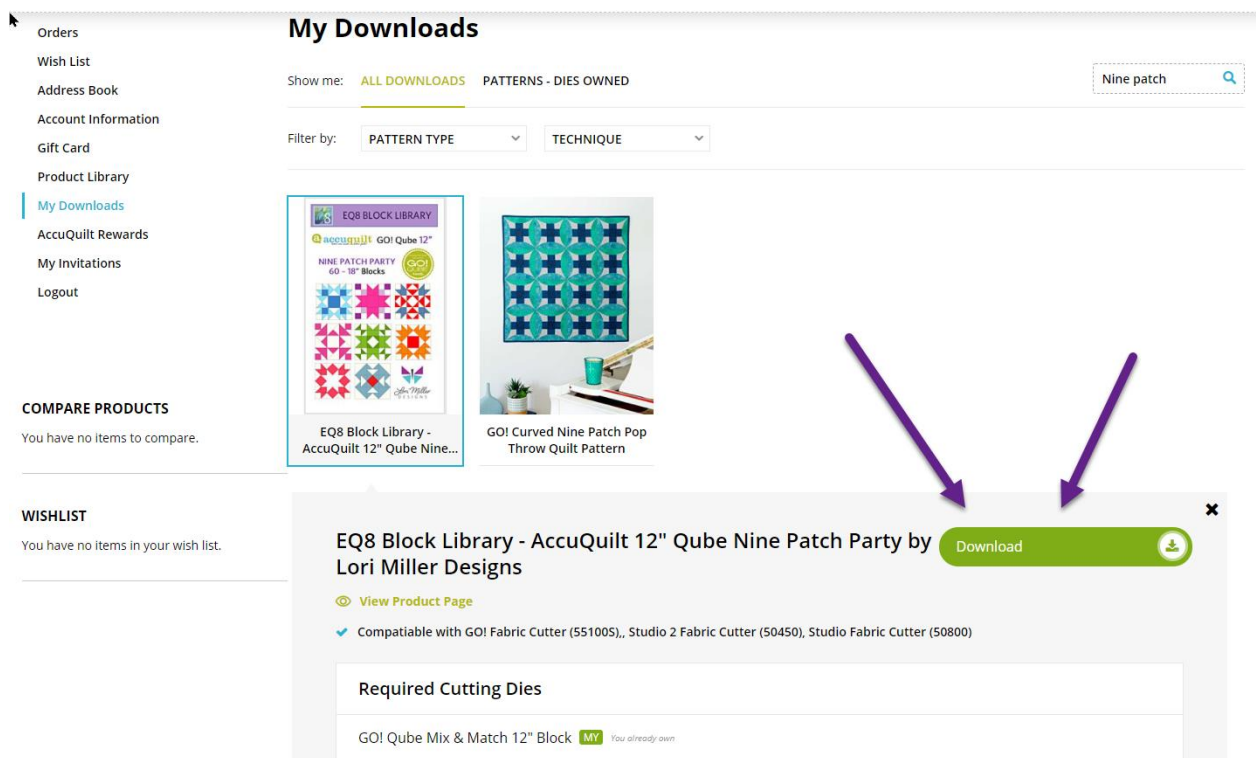
3 – Go online in your Accuquilt Account to “MY DOWNLOADS”. Select it. A page with all of your downloads is displayed.



I have a lot of downloads and I did not see it right away. So I suggest you use the search button with the name to find the EQ8 library you want to download from your purchases.



For this example I entered “nine patch” to find my purchase. Once you find it, click on the picture.



When you click on the picture, the name of the library will come up along with a large green DOWNLOAD button. Click on the button to download the zipped block library file to your computer.

**PLEASE NOTE:** If you don't see your purchase in the online MY DOWNLOADS, you may have an item on backorder in the same transaction that you made to purchase the library files. Once the full order is processed, the library file should appear in your downloads. In the meantime, use the email confirmation to complete the download.

## **EXTRACTING YOUR FILES**

Once you have downloaded the zipped library file, you will need to extract the files inside.

For Windows (I am using windows 10)

- Right click on the file
- In the pop up window, select Extract All
- In the next pop up window, select the destination for the files to go and extract the files.

For MAC

- The MAC usually extracts the files for you or you may need to double click the file to extract the files.

**Be sure to open the READ ME pdf file first** as that has more information and detailed instructions to copy and paste the block library into EQ8.

There is additional help, troubleshooting, instructional videos and frequently asked questions on my website.

[www.lorimillerdesigns.com/eq8-accuquilt](http://www.lorimillerdesigns.com/eq8-accuquilt)